

**MOD : CNE/6P**

**Production code : NEN16ME**

## Asian Cooking - Noodle Cooker

### Electric - Noodle Cooker

#### NEN 16 (ME)



Due to continuous technical development, the image shown may not represent the latest design of the unit.

#### DESCRIPTION

Modular electric noodle cooker with 750 mm depth, equipped with two high-efficient heaters of a total connected load of 12 kW.

One tank made of salt-resistant stainless steel. With a faucet for tank filling, easy operable from the front panel. Designed for continuous and high-speed cooking of noodles, the perfect choice for any Asian restaurants.

Made of AISI 304 with 1.5 mm top thickness, temperature controlled, welded noodle tank.

#### OTHER AVAILABLE MODELS

- NEN 16 AL (ME)

#### MAIN FEATURES

- Powered with 12 kW immersion rod heating elements.
- Capacity up to 30 liters.
- Usable for six noodle baskets.
- Manual water filling system with knob integrated on the front panel.
- Thermal-cut off when overheated.
- Three level rotary switch with control knob and function indication lights.

#### CONSTRUCTION

- External construction entirely with AISI 304.
- Top panel with 1.5 mm thickness. Orbital surface finishing: resistant toward scratches.
- Front panel is constructed of 0.8 mm AISI 304 with satin surface finish.
- Side panel is constructed of 0.8 mm AISI 304 with satin surface finish.
- Adjustable +/- 25 mm AISI leg.
- Nayati connection system between Meritus products on the front panels, cabinets, and splashbacks.
- Cabinet executed with H2 radius.
- Deep drawn front panel to minimize liquid penetration to the internal part.
- Gasket protection behind the knobs to prevent water to seeping in, prolonging main heating regulation parts.
- IPX5 water protection level.

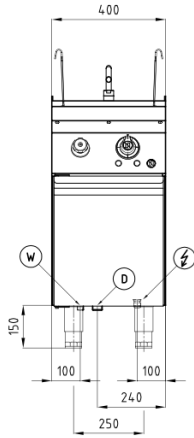
#### INCLUDED ACCESSORIES

- Noodle basket (6 pcs.).
- Swing door.
- Basket holders (6 pcs.).
- Drain filter and splash guards.

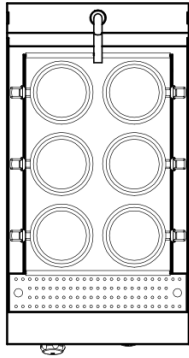
#### OPTIONAL ACCESSORIES

- Power cable, H07RN-F (5 x 4 mm) p/mtr.
- Joint clip ME.

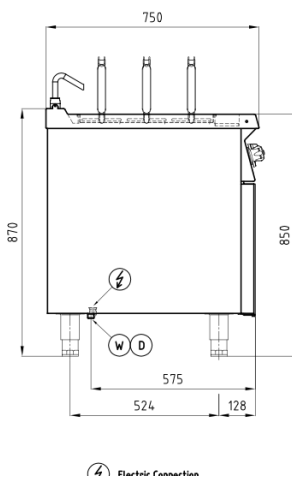
### FRONT



### TOP



### SIDE



### TECHNICAL DATA

#### External Dimensions

Width	: 400 mm
Depth	: 750 mm
Height	: 850/990 mm

#### Cooking Surface

Cooking zones	: 30 liters, 320 x 475 mm
Heating zones	: 2
Control type	: Modulating temperature control

#### Electrical Supply Data

Total connected load	: 12 kW
Voltage	: 400V, 3PNE AC /50-60Hz
Recommended fuse	: 20 A (slow)

#### Connections

Water	: DN 15 (1/2")
Drain	: DN 25 (1")

#### Heat & Steam Emissions

Direct heat emission	: 1.42 kW
Latent heat emission	: 2.40 kW
Steam emission	: 3.53 kg/h

#### PACKAGING DATA

Width	: 430 mm
Depth	: 780 mm
Height	: 990 mm
Volume	: 0.33 m <sup>3</sup>

#### WEIGHT

Net Weight	: 53 kg
Gross Weight	: 64 kg

\*Overall dimension in mm