
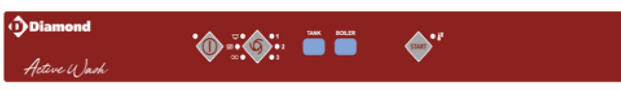













10/2019

Mod: D86/6-PS

Production code: 917343

	Model	D86/6-PS	
	Code Production	917343	
Interface :			
			
			
	Overall Dimension (Width-Depth-Height) *open	mm	600x600(985*)x820
	Packaging Dimension (WxDxH)	mm	690x670x980
	Gross weight	Kg	62
	Net weight	Kg	54
	Volume	mc	0,45
	Rack size	mm	500x500
	Max door /hood opening	mm	385
	Max glasses/plate Height	mm	355/390
	General construction		double skin
	Door/hood Construction		double skin
	Tank construction		deep drawn
	Tank volume	liter	15
	Tank heating element	W	2.100
	Tank surface strainers		stainless steel
	Wash pump type		double flow
	Wash pump power	W	500
	Wash temperature	°C	60
	Boiler type		pressurized
	Boiler volume	liter	6
	Back-flow system		valve
	Boiler heating element	W	6.000
	Rinse booster pump		NO
	Rinse booster pump power	W	-
	Rinse temperature	°C	80
	Rinse water consumption	Liter /rack	2,4
	Optimal external water pressure	bar	2
	Drain system		deep drain
	Drain pump		standard built in
	Rinse aid dispenser		YES
	Detergent dispenser		KIT (DD-LVB/3)
	Wash cycle	sec	60 - 120 - 150 - continuous
	Electric Power	W	6.500
	Electric Connection	V - ph - Hz	400V 3N 50Hz
	Fuse	A	16
	Water softner		NO
	Plates racks		YES
	Flat Rack		YES
	Cutterly Rack		YES
	Electric cable		YES
	Drain hose		YES
	Fill hose		YES

