



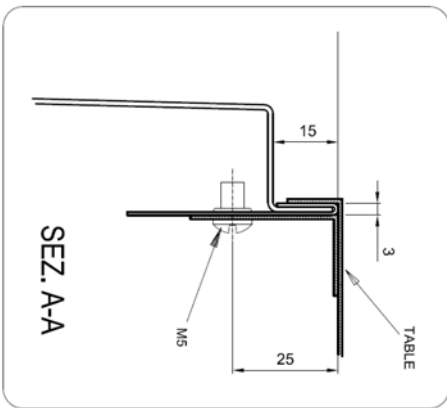
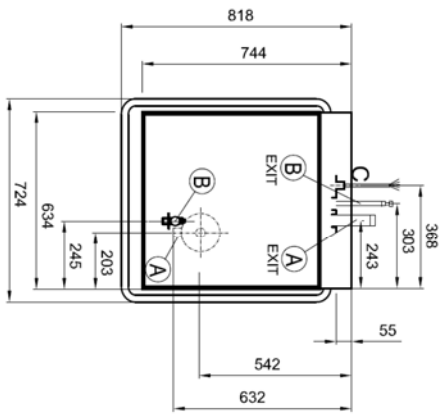
10/2019

Mod: DCS9/6-AC

Production code: GH50TTSBECDD

↘	Model	DCS9/6-AC	
	Code Production	GH50TTSBECDD	
Interface :			
			
↕	Overall Dimension (Width-Depth-Height) *open	mm	724x818x1529(2010*)
	Packaging Dimension (WxDxH)	mm	760x840x1520
	Gross weight	Kg	120
	Net weight	Kg	110
	Volume	mc	0,97
□	Rack size	mm	500x500
	Max door /hood opening	mm	450
	Max glasses/plate Height	mm	425/440
	General construction		double skin
	Door/hood Construction		double skin
↘	Tank construction		deep drawn
	Tank volume	liter	20
	Tank heating element	W	2500
	Tank surface strainers		stainless steel
⚙️	Wash pump type		double flow
	Wash pump power	W	700
	Wash temperature	°C	55
↘	Boiler type		without pressure
	Boiler volume	liter	11
	Back-flow system		break tank
	Boiler heating element	W	8000
⚙️	Rinse booster pump		yes
	Rinse booster pump power	W	200
	Rinse temperature	°C	80
	Rinse water consumption	Liter /rack	2,6
	Optimal external water pressure	bar	1 - 4
🚰	Drain system		deep drain
	Drain pump		YES
▶	Rinse aid dispenser		YES
	Detergent dispenser		YES
⚙️	Wash cycle	sec	60 - 110 - 150 - continuous
	Water softner	Continuous type	YES
⚡	Electric Power	W	8700
	Electric Connection	V - ph - Hz	400V 3+N 50Hz
	Fuse	A	16
▶	Plates racks	Nr	YES
	Flat Rack	Nr	YES
	Cutterly Rack	Nr	YES
	Electric cable		YES
	Drain hose		YES
	Fill hose		YES

A		∅ 35 mm M	A		∅ 25 mm M
B		G 3/4" M	B		G 3/4" F
C		Power supply			



* LUCE UTILE PER CESTELLO
USEFUL SPACE FOR BASKET
LUMIERE UTILE POUR PANIER
NUTZARE OFFNUNG FÜR KORBE
ABERTURA UTIL PARA CESTO

Designed by:	M.PUCCI	Date:	30.04.2016	Determination:		Code:	GH50PS 00	Rev.:	
Installation layout		Hood type with drain pump							

