

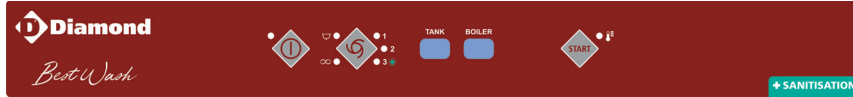
10/2021

Mod: DFS7/6












Production code: 917204

MODEL: DFS7-6

Overall Dimension (Width-Depth-Height) *open	mm	600x600(985*)x820
Packaging Dimension (WxDxH)	mm	690x670x980
Gross weight	Kg	65
Net weight	Kg	57
Volume	mc	0,45



Interface

	Rack size	mm	500x500
	Max door /hood opening	mm	385
	Max glasses/plate Height	mm	355
	General construction		double skin
	Door/hood Construction		double skin
	Tank construction		deep drawn
	Tank volume	liter	15
	Tank heating element	W	1.400
	Tank surface strainers		Inox
	Wash pump type		double flow
	Wash pump power	W	470
	Wash temperature	°C	60
	Boiler type		without pressure
	Boiler volume	liter	6
	Back-flow system		break tank
	Boiler heating element	W	7.600
	Rinse booster pump		YES
	Rinse booster pump power	W	200
	Rinse temperature	°C	80
	Rinse water consumption	Liter /rack	2,4
	Optimal external water pressure	bar	2
	Drain system		deep drain
	Drain pump		YES
	Rinse aid dispenser		YES
	Detergent dispenser		YES
	Wash cycle	sec	120 - 180 - continuous
	Sanitation washing cycle 		YES
	Water softner	Continuous type	NO
	Electric Power	W	8.200
	Electric Connection	V - ph - Hz	400V 3N 50Hz
	Fuse	A	16
	Plates racks		YES
	Flat Rack		YES
	Cutterly Rack		YES
	Electric cable		YES
	Drain hose		YES
	Fill hose		YES

