

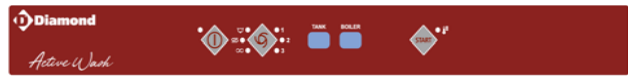













10/2019

Mod: 04D/6H

Production code: 918196

	Model	04D/6H	
	Code Production	918196	
Interface :			
			
	Overall Dimension (Width-Depth-Height) *open	mm	600 - 700(1135*) - 1228
	Packaging Dimension (WxDxH)	mm	660x750x1260
	Gross weight	Kg	80
	Net weight	Kg	74
	Volume	mc	0,6
	Rack size	mm	500 x 600
	Max door /hood opening	mm	405
	Max glasses/plate Height	mm	380
	Rack's drives/frame construction		embossed
	General construction		double skin
	Door/hood Construction		double skin
	Tank construction		welded
	Tank volume	liter	23
	Tank heating element	W	2.100
	Tank surface strainers		stainless steel
	Wash pump type		double flow
	Wash pump power	W	700
	Soft start		YES
	Wash temperature	°C	60 (45-->70)
	Boiler type		without pressure
	Boiler volume	liter	7
	Back-flow system		break tank
	Boiler heating element	W	8.000
	Rinse booster pump		YES
	Rinse booster pump power	W	200
	Rinse temperature	°C	80 (60-->88)
	Rinse water consumption	Liter /rack	2,5
	Optimal external water pressure	bar	1 - 4
	Drain system		deep drain
	Drain pump		standard built in
	Rinse aid dispenser		YES
	Detergent dispenser		YES
	Water softner		NO
	Wash cycle	sec	60 - 120 - 150 - continuous
	Self cleaning cycle		YES
	Electric Power	W	8.700
	Electric Connection	V - ph - Hz	400V 3N 50Hz
	Fuse	A	16
	Plates racks	N°1	YES
	Flat Rack	N°1	YES
	Grid for trays	N°1	optional
	Electric cable		YES
	Drain hose		YES
	Fill hose		YES

